

Getting Registered with FAASafety.gov



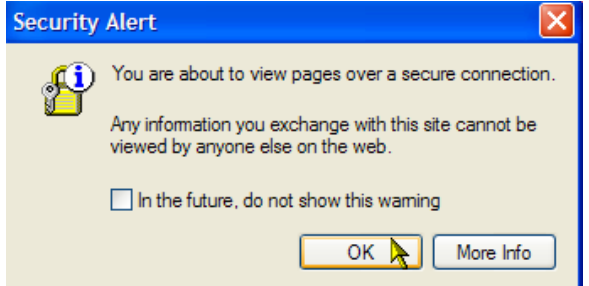
The FAA has made a number of changes to several programs: safety seminar notifications and WINGS. These changes mean that pilots and mechanics need to be registered on the FAASafety.gov website to participate in these programs.

The FAA lists all the Safety Seminars on the SPANS – Safety Program Airman Notification System website. This site will send emails notifying you of upcoming seminars that meet your selection criteria.

The WINGS program is now Internet based. You create a profile and find out what credits have to be completed to earn your Basic, Advanced and Master WINGS.

Both of these programs rely on the FAA having you register, or create an account, on the **FAASafety.gov** website and give them a current email address that you check frequently.


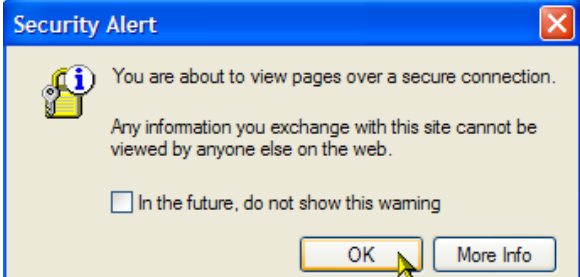
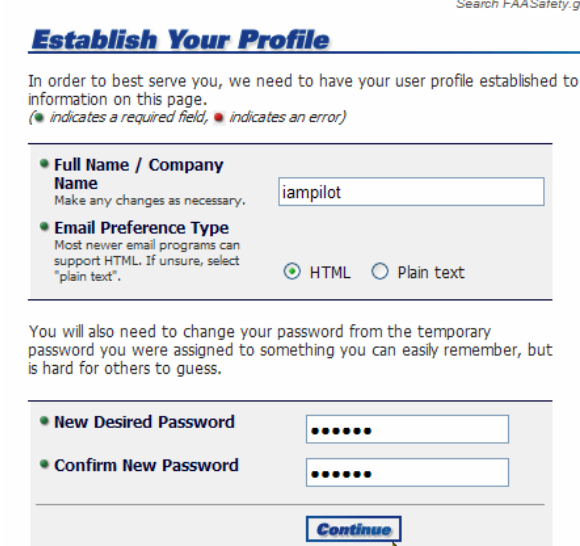
The instructions below will show how to register on the FAA Website. If you have trouble, check the website for minimum computer system requirements. If the issue is your cookies setting, search your web browser help for how to customize your browser's privacy or security setting to allow cookies from **FAASafety.gov**. You can also email **webmaster@faasafety.gov** for help with the site.

<ol style="list-style-type: none"> 1. Type http://www.faasafety.gov into your web browser address bar. 2. Press Enter. 	
<ol style="list-style-type: none"> 3. Single click on the Get Registered with FAASafety.gov button. Be patient while the page opens. 	
<ol style="list-style-type: none"> 4. Click OK if you see the Security Alert box. <p>Note: Your Internet security settings will determine if you will see this box.</p>	

Getting Registered with FAASafety.gov

<p>5. Read the instructions on the page.</p> <p>6. Fill in your email address.</p> <p>Note: If you do not have an e-mail address, follow the link under Don't have an email address?</p> <p>7. Click the Continue button.</p>	
<p>8. Fill in your Last Name.</p> <p>9. Fill in your Current Certificate Number.</p> <p>10. Click on the Continue button.</p>	
<p>11. You will see a message indicating that your account has been set up and that you will be getting an email with your initial password.</p> <p>Note: Be sure to check any spam blocking software to make sure that email will be allowed to you from FAASafety.gov.</p>	
<p>12. Go into your email program.</p> <p>13. Open the email that comes in from faasafety.gov with the subject: Your Registration at http://FAASafety.gov.</p> <p>14. Your initial password for getting into the system will be in the email.</p>	

Getting Registered with FAASafety.gov

<ol style="list-style-type: none">15. Go to the FAASafety.gov website.16. Login to Your Account17. Fill in your email address18. Fill in the password that you received in the email from the FAA.19. Click the arrow to the right of the login blocks.	
<ol style="list-style-type: none">20. Click OK if you get the Security Alert box.	
<ol style="list-style-type: none">21. Make sure that your name is displayed correctly. This will be the name the FAA has on file with your certificate number.22. Select your Email Preference Type.23. Fill in your New Desired Password.24. Fill in Confirm New Password.	

Getting Registered with FAASafety.gov

25. Set your account preferences.
 26. On the General tab, your zip code will be filled in. You can change the **Radius** for event notification. You can also add two other **Zip Codes and Radii** if you desire.
 27. You can change your **Email Preference Type**.
 28. Select your **Email Notification Preferences**. Suggested starting preferences are:

 - General Information
 - Local Air Safety Information
 - Modified Event Notifications
 - New Event Notifications
 - New FAASafety.gov Features
- Note:** if you find that you are getting too much email from FAASafety.gov, you can go to Account Preferences and change your selection.

(● indicates a required field, ● indicates an error)

[General](#) | [Certificates & Ratings](#) | [Password](#) | [Change Email Address](#)

Home Page Event Zip Codes
These zip codes represent the events that will appear on your home page. This does not control which events you will receive by email.

Zip Code: 19810 Wilmington, DE

Radius: 50 miles

Zip Code

Radius

miles

miles

miles

Email Preference Type
Most modern email clients support HTML. If unsure, select "plain text".

HTML Plain text

Email Notification Preferences
Select the types of notifications you wish to receive automatically.

NOTE: You may also want to review the "FAA Certificates & Ratings" tab above to make sure you receive relevant email notifications.

- Airworthiness
- ATC Notices
- FAA Charting Information
- FAA Newsletters
- FAR Part 91/135 Turbojet Operators
- Flight Schools & CFIs
- General Information
- Local Air Safety Information
- Modified Event Notifications
- New Airspace Concerns
- New Event Notifications
- New FAASafety.gov Features
- Repair Station
- Unapproved Parts Notification

[To remove your FAASafety.gov account, click here.](#)

29. Click on the Certificates and Ratings.
30. Click in the check box for your Certificates and Ratings.
31. If you would like to be more detailed in your account profile, click on the **Use the Advanced View**. This is entirely optional.

(● indicates a required field, ● indicates an error)

[General](#) | [Certificates & Ratings](#) | [Password](#) | [Change Email Address](#)

Select Ratings & FAA Certificates

Ratings checked in red indicate your certificates and cannot be deselected. You may select additional areas for which you would like to receive related information.

[Use the Advanced View](#)

- Airline Transport Pilot
- Commercial Pilot
- Private Pilot
- Student Pilot
- Sport Pilot
- Recreational Pilot
- Authorized Aircraft Instructor
- Flight Instructor
- Ground Instructor
- Repairman Experimental Aircraft
- Mechanic with Airframe
- Mechanic with Airframe and Powerplant
- Inspection Authorization
- Mechanic with Powerplant
- Repairman
- Dispatcher
- Flight Engineer
- Flight Navigator
- Control Tower Operator
- Master Parachute Rigger
- Senior Parachute Rigger

32. The Advanced View gives a pilot the option of indicating aircraft covered by the Certificates or Ratings. It is also separated into sections for Pilot, Instructors, Mechanics and Others.
33. Click on Use the Simple View to get back to the view in Step 30.

(● indicates a required field, ● indicates an error)

[General](#) | [Certificates & Ratings](#) | [Password](#) | [Change Email Address](#)

Select Ratings & FAA Certificates

Ratings checked in red indicate your certificates and cannot be deselected. You may select additional areas for which you would like to receive related information.

[Use the Simple View](#)

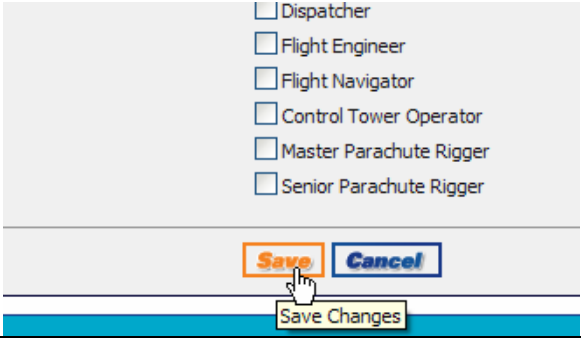

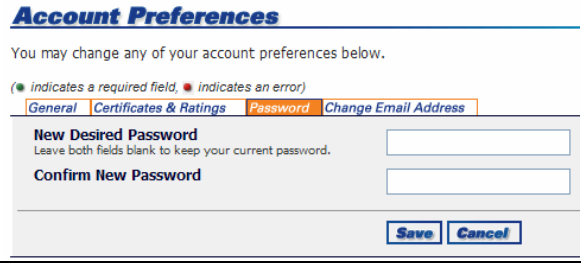
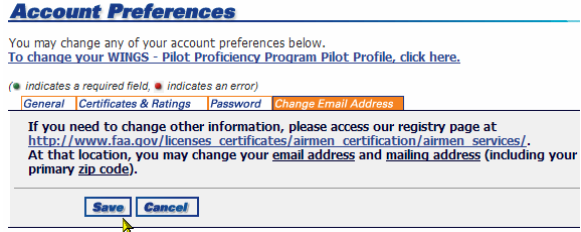
Pilots

	Airline Transport Pilot	Commercial Pilot	Private Pilot	Student Pilot	Sport Pilot	Recreational Pilot
<input type="checkbox"/> Airship	<input type="checkbox"/>	<input type="checkbox"/>	<input type="checkbox"/>	<input type="checkbox"/>	<input type="checkbox"/>	<input type="checkbox"/>
<input type="checkbox"/> Airplane Multiengine Land Limited to Center Thrust	<input type="checkbox"/>	<input type="checkbox"/>	<input type="checkbox"/>	<input type="checkbox"/>	<input type="checkbox"/>	<input type="checkbox"/>
<input type="checkbox"/> Instrument Helicopter	<input type="checkbox"/>	<input type="checkbox"/>	<input type="checkbox"/>	<input type="checkbox"/>	<input type="checkbox"/>	<input type="checkbox"/>
<input type="checkbox"/> Rotorcraft Gyroplane	<input type="checkbox"/>	<input type="checkbox"/>	<input type="checkbox"/>	<input type="checkbox"/>	<input type="checkbox"/>	<input type="checkbox"/>
<input type="checkbox"/> Glider Ground Tow Only	<input type="checkbox"/>	<input type="checkbox"/>	<input type="checkbox"/>	<input type="checkbox"/>	<input type="checkbox"/>	<input type="checkbox"/>
<input type="checkbox"/> Instrument Airplane	<input type="checkbox"/>	<input checked="" type="checkbox"/>	<input type="checkbox"/>	<input type="checkbox"/>	<input type="checkbox"/>	<input type="checkbox"/>
<input type="checkbox"/> Glider Self Launch	<input type="checkbox"/>	<input type="checkbox"/>	<input type="checkbox"/>	<input type="checkbox"/>	<input type="checkbox"/>	<input type="checkbox"/>
<input type="checkbox"/> Lighter-than-Air Free Balloon	<input type="checkbox"/>	<input type="checkbox"/>	<input type="checkbox"/>	<input type="checkbox"/>	<input type="checkbox"/>	<input type="checkbox"/>
<input type="checkbox"/> Rotorcraft Helicopter	<input type="checkbox"/>	<input type="checkbox"/>	<input type="checkbox"/>	<input type="checkbox"/>	<input type="checkbox"/>	<input type="checkbox"/>
<input type="checkbox"/> Glider	<input type="checkbox"/>	<input type="checkbox"/>	<input type="checkbox"/>	<input type="checkbox"/>	<input type="checkbox"/>	<input type="checkbox"/>
<input type="checkbox"/> Airplane Multiengine Land	<input type="checkbox"/>	<input type="checkbox"/>	<input type="checkbox"/>	<input type="checkbox"/>	<input type="checkbox"/>	<input type="checkbox"/>
<input type="checkbox"/> Airplane Single Engine Land	<input type="checkbox"/>	<input checked="" type="checkbox"/>	<input type="checkbox"/>	<input type="checkbox"/>	<input type="checkbox"/>	<input type="checkbox"/>
<input type="checkbox"/> Airplane Multiengine Sea	<input type="checkbox"/>	<input type="checkbox"/>	<input type="checkbox"/>	<input type="checkbox"/>	<input type="checkbox"/>	<input type="checkbox"/>
<input type="checkbox"/> Airplane Single Engine Sea	<input type="checkbox"/>	<input type="checkbox"/>	<input type="checkbox"/>	<input type="checkbox"/>	<input type="checkbox"/>	<input type="checkbox"/>
<input type="checkbox"/> Glider Ground Tow and Self Launch	<input type="checkbox"/>	<input type="checkbox"/>	<input type="checkbox"/>	<input type="checkbox"/>	<input type="checkbox"/>	<input type="checkbox"/>
<input type="checkbox"/> Glider Aero Tow Only	<input type="checkbox"/>	<input type="checkbox"/>	<input type="checkbox"/>	<input type="checkbox"/>	<input type="checkbox"/>	<input type="checkbox"/>

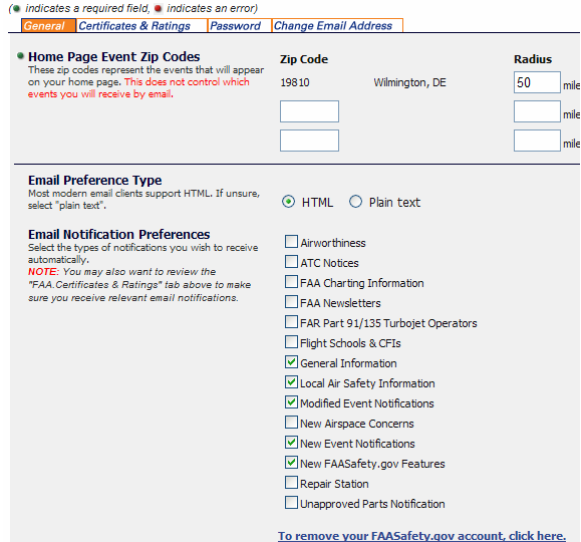
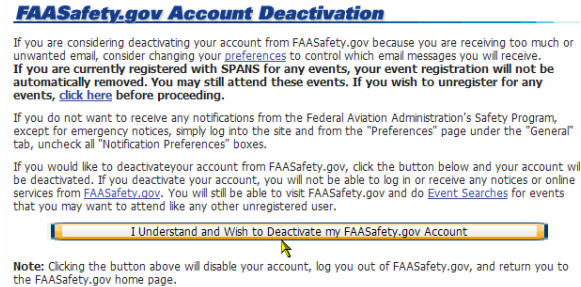
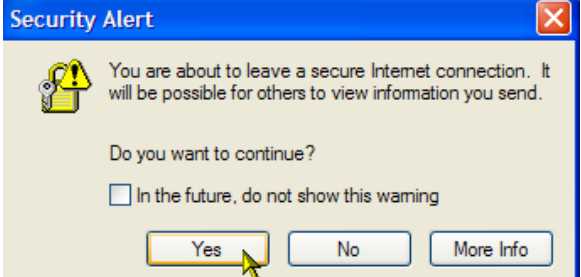

Instructors

	Authorized Aircraft Instructor	Flight Instructor	Ground Instructor
<input type="checkbox"/>	<input type="checkbox"/>	<input type="checkbox"/>	<input type="checkbox"/>

Getting Registered with FAASafety.gov

<p>34. Click Save button at the bottom of the page (you may need to scroll down to see it).</p>	
<p>35. To change your Account Preferences once you have completed your initial registration, login to FAASafety.gov.</p> <p>36. Go to the left side of the FAASafety.gov page.</p> <p>37. Click on My FAASafety.gov to open the submenu.</p> <p>38. Click on My Preferences.</p>	
<p>39. Any time you want to change your password, you can click on the Password tab.</p> <p>40. After you have filled in your New Desired Password and Confirmed it, click the Save button.</p>	
<p>41. Clicking on the Change Email Address tab will give you a link for changing your email address and mailing address including your primary zip code.</p>	

Getting Registered with FAASafety.gov

<p>42. To change your Email Notification Preferences, click on the General tab and make your changes.</p> <p>43. To remove your FAASafety.gov account, click on the General tab.</p> <p>44. Click on To remove your FAASafety.gov account, click here.</p>	 <p><small>(* indicates a required field, ! indicates an error)</small></p> <p>General Certificates & Ratings Password Change Email Address</p> <p>Home Page Event Zip Codes <small>These zip codes represent the events that will appear on your home page. This does not control which events you will receive by email.</small></p> <p>Zip Code: 19810 Wilmington, DE Radius: 50 mile</p> <p>Email Preference Type <small>Most modern email clients support HTML. If unsure, select "plain text".</small></p> <p><input checked="" type="radio"/> HTML <input type="radio"/> Plain text</p> <p>Email Notification Preferences <small>Select the types of notifications you wish to receive automatically.</small> <small>NOTE: You may also want to review the "FAA Certificates & Ratings" tab above to make sure you receive relevant email notifications.</small></p> <ul style="list-style-type: none"> <input type="checkbox"/> Airworthiness <input type="checkbox"/> ATC Notices <input type="checkbox"/> FAA Charting Information <input type="checkbox"/> FAA Newsletters <input type="checkbox"/> FAR Part 91/135 Turbojet Operators <input type="checkbox"/> Flight Schools & CFIs <input checked="" type="checkbox"/> General Information <input checked="" type="checkbox"/> Local Air Safety Information <input checked="" type="checkbox"/> Modified Event Notifications <input type="checkbox"/> New Airspace Concerns <input checked="" type="checkbox"/> New Event Notifications <input checked="" type="checkbox"/> New FAASafety.gov Features <input type="checkbox"/> Repair Station <input type="checkbox"/> Unapproved Parts Notification <p>To remove your FAASafety.gov account, click here.</p>
<p>Note: deactivating your account will mean that you cannot register for SPANS events or have a WINGS profile.</p> <p>45. Click on the I understand and Wish to Deactivate my FAASafety.gov Account.</p>	 <p>FAASafety.gov Account Deactivation</p> <p>If you are considering deactivating your account from FAASafety.gov because you are receiving too much or unwanted email, consider changing your preferences to control which email messages you will receive. If you are currently registered with SPANS for any events, your event registration will not be automatically removed. You may still attend these events. If you wish to unregister for any events, click here before proceeding.</p> <p>If you do not want to receive any notifications from the Federal Aviation Administration's Safety Program, except for emergency notices, simply log into the site and from the "Preferences" page under the "General" tab, uncheck all "Notification Preferences" boxes.</p> <p>If you would like to deactivate your account from FAASafety.gov, click the button below and your account will be deactivated. If you deactivate your account, you will not be able to log in or receive any notices or online services from FAASafety.gov. You will still be able to visit FAASafety.gov and do Event Searches for events that you may want to attend like any other unregistered user.</p> <p><input type="button" value="I Understand and Wish to Deactivate my FAASafety.gov Account"/></p> <p><small>Note: Clicking the button above will disable your account, log you out of FAASafety.gov, and return you to the FAASafety.gov home page.</small></p>
<p>46. If you get the Security Alert box, click Yes.</p>	 <p>Security Alert</p> <p> You are about to leave a secure Internet connection. It will be possible for others to view information you send.</p> <p>Do you want to continue?</p> <p><input type="checkbox"/> In the future, do not show this warning</p> <p><input type="button" value="Yes"/> <input type="button" value="No"/> <input type="button" value="More Info"/></p>
<p>47. You will be taken back at the FAASafety.gov home page.</p>	

~~~ End of Procedure ~~~